



OUTDOOR STORAGE

MODEL N° 0170

OWNER'S MANUAL

COOPY

Keep this Product ID Number and use when contacting Customer Service:

REGISTER YOUR PRODUCT ONLINE AT WWW.LIFETIME.COM

At Lifetime, we are committed to providing innovative and quality products. While registering, you will have the opportunity to give us your feedback. Your input is valuable to us.

- You can also opt in to receive new product notifications or promotions.
- In the unlikely event of a product recall or safety modification, your registration provides the information we need to notify you directly.
- Registration is fast, easy, and completely voluntary.

LIFETIME'S PROMISE TO YOU:

Maintaining your privacy is our long-standing policy at Lifetime. And you can rest assured that Lifetime will not sell or provide your personal data to other third parties, or allow them to use your personal data for their own purposes.

We invite you to read our privacy policy at www.lifetime.com

REGISTER today!

****U.S. and Canada customers ONLY****

IF ASSISTANCE IS NEEDED,

DO NOT CONTACT THE STORE!

CALL OUR CUSTOMER SERVICE DEPARTMENT at 1 (800) 225-3865

HOURS: 7:00 a.m. to 5:00 p.m. Monday through Friday (Mountain Standard Time)

Call, or visit our Web site for Saturday hours

For customers outside the U.S. or Canada, please contact the store for assistance.



SAFETY INSTRUCTIONS



FAILURE TO FOLLOW THESE WARNINGS MAY RESULT IN SERIOUS INJURY OR PROPERTY DAMAGE AND WILL VOID WARRANTY.

To ensure safety, do not attempt to assemble this product without following the instructions carefully. Check entire box and inside all packing material for parts and/or additional instruction material. Before beginning assembly, read the instructions and identify parts using the hardware identifier and parts list in this document. Proper and complete assembly, use and supervision are essential to reduce the risk of accident or injury.

- Do not use or store hot objects such as grills, blowtorches, welding equipment, etc. near the product.
- If using a ladder during assembly, use extreme caution.
- Two capable adults are required for assembly. (It is also recommended that a third adult function as an instruction reader.)

Most injuries are caused by misuse and/or not following instructions. Use caution when using this product.

STOP!

BEFORE BEGINNING ASSEMBLY

STOP!



Keep the hardware bags and their contents separate. If any parts are missing, call our Customer Service Department.



Identify and inventory all parts and hardware using the parts and hardware lists and identifiers in this document.



TOOLS REQUIRED FOR ASSEMBLY

Phillips Screwdriver

Safety Glasses



(1)

(1 for each person)


ASSEMBLY GUIDES

Refer to the following areas throughout the instructions to assist in the assembly process:


This area is located at the top, left-hand corner of the page and indicates which tools and hardware are needed to complete the assembly steps on a page.



TOOLS AND HARDWARE REQUIRED FOR THIS PAGE



This area is located at the top, right-hand corner of the page and shows an image of the product with shaded parts indicating which section is being assembled.



This area is usually located in the bottom, left-hand corner of a step and indicates that special attention is needed to perform a particular part of a step.



Note:

These areas are usually located in the bottom, right-hand corner of a step and indicate that damage to the product or serious injury may occur if the caution or warning is not heeded.

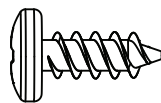


CAUTION



WARNING

Throughout the Parts & Hardware List, Part & Hardware Identifiers, and instructions are three-letter IDs. These IDs are below the images of the parts and hardware to help you locate and identify the parts and hardware during assembly. These IDs are not necessarily on the parts themselves.



ADZ (x10)
1/4" x 5/8" Pan-Head Screw

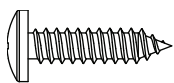
PARTS & HARDWARE LIST

ID	Description	Quantity
Main Hardware		
AYH	Pegboard	1
BHG Pegboard Hardware		
AYK	Pegboard Clip	4
AED	#10 Fender Washer	4
ADW	#10 x 3/4" Pan-Head Screw	4
BHD Tool Clip Assortment Hardware		
AIH	J-Hook	3
AII	L-Hook	3
AIJ	Toolholder	2
AIF	2" Double-Arm Hook	1
AIG	4" Double-Arm Hook	1

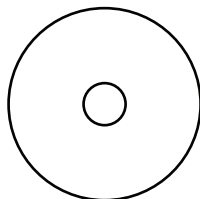
HARDWARE IDENTIFIER

PEGBOARD HARDWARE [BHG]

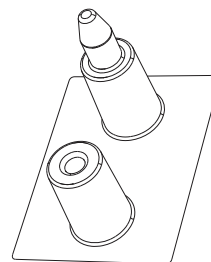
Parts shown at actual size (unless otherwise noted*)



ADW (x4)
#10 x 3/4" Pan-Head Screw



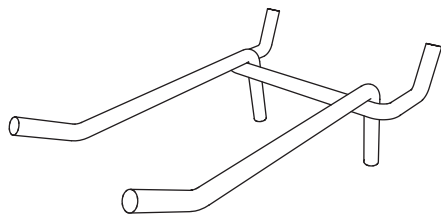
AED (x4)
#10 Fender Washer



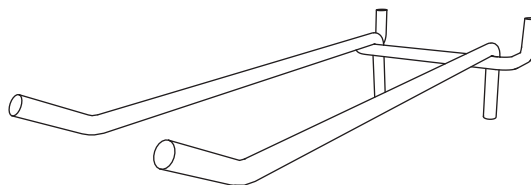
AYK (x4)
Pegboard Clip*

TOOL CLIP ASSORTMENT HARDWARE [BHD]

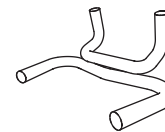
Parts shown at actual size



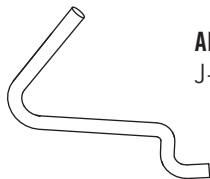
AIF (x1)
2" Double-Arm Hook



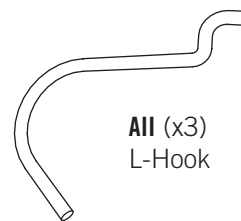
AIG (x1)
4" Double-Arm Hook



AIJ (x2)
Toolholder




AIH (x3)
J-Hook



AII (x3)
L-Hook

PARTS IDENTIFIER

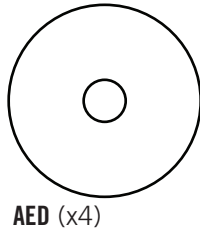


AYH (x1)
Pegboard (Not actual size)

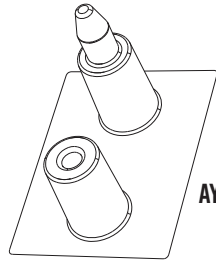
! *Note: Throughout the Parts & Hardware List, Part & Hardware Identifiers, and instructions are three-letter IDs. These IDs are below the images of the parts and hardware to help you locate and identify the parts and hardware during assembly. These IDs are not necessarily on the parts themselves.*



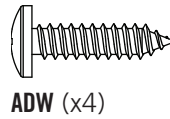
TOOLS AND HARDWARE REQUIRED FOR THIS PAGE



AED (x4)




AYK (x4)



ADW (x4)

SEC 1

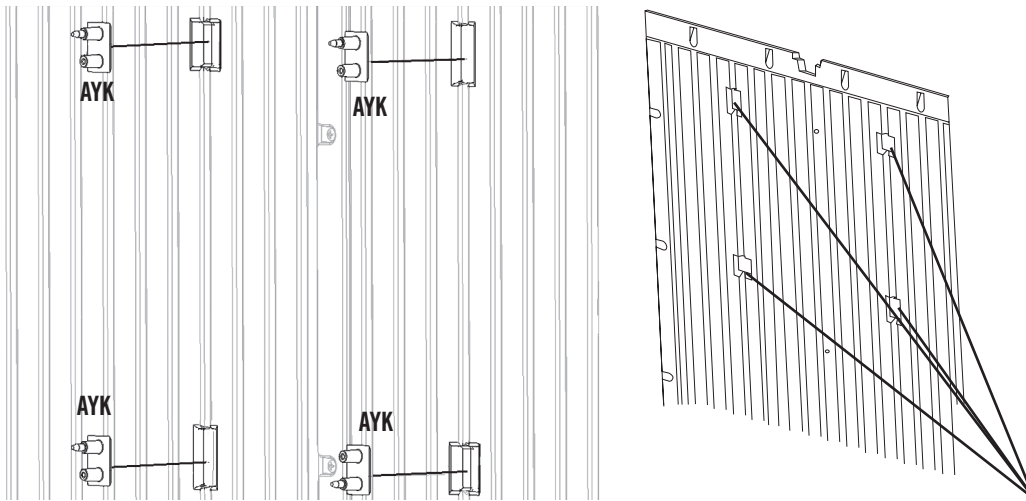


SEC

PEGBOARD INSTALLATION

1.1

Insert **Pegboard Clips (AYK)** into notches in Wall Panels.

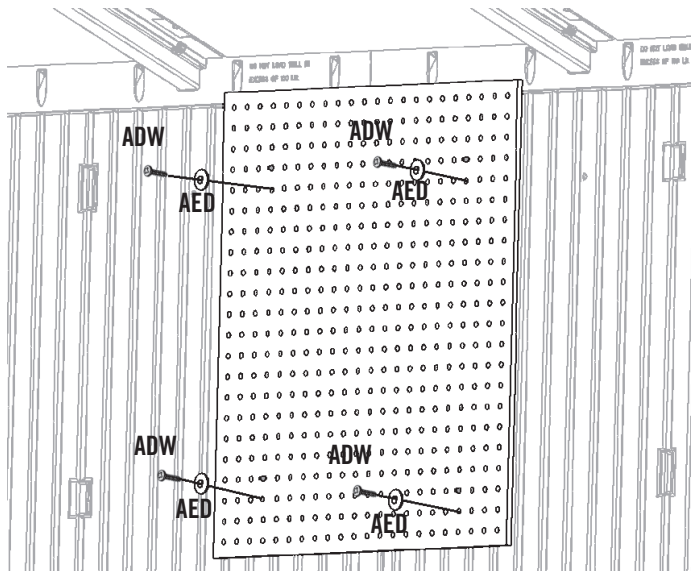


! Note: The Pegboard can be installed on any wall containing these features.

SEC

1.2

Hang **Pegboard (AYH)** and secure with four (4) **N° 10 Fender Washers (AED)** and four (4) **N° 10 x 3/4" Pan-Head Screws (ADW)**. Insert **Tool Clips (AIF, AIG, AIH, AII, AIJ)** in desired locations.



ENHANCE YOUR LIFETIME® PURCHASE BY ADDING ACCESSORIES OR OTHER GREAT PRODUCTS

To purchase accessories or other Lifetime® products, visit us at:

www.lifetime.com

Or call: 1-800-424-3865

MEJORE SU COMPRA LIFETIME® Y AÑADA ACCESORIOS U OTROS PRODUCTOS EXCELENTES

Para comprar accesorios u otros productos Lifetime® EUA, visítenos en:

www.lifetime.com

O llame al: 1.800.424.3865

AMÉLIOREZ VOTRE ACHAT LIFETIME® EN AJOUTANT DES ACCESSOIRES OU AUTRES PRODUITS

Pour acheter des accessoires ou autres produits Lifetime®, rendez-vous une visite à :

www.lifetime.com

Ou appelez-nous au 1.800.424.3865

